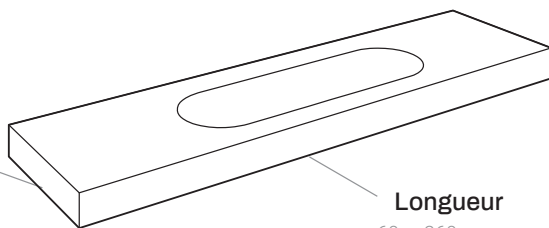


Vasque Program

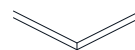
Largeur

40 – 50 cm
51 – 60 cm

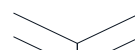
Longueur

60 – 260 cm

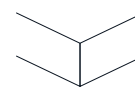
Jupe



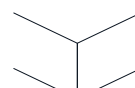
h 1,2 cm



h 3 – 10 cm



h 11 – 20 cm



h 21 – 45 cm

RECTANGULAR



S23 25 x 35 x 14h



S1 30 x 40 x 14h



S2 30 x 70 x 14h



S3 31 x 100 x 14h

RECTANGULAR T



S4 30 x 40 x 14h



S5 30 x 70 x 14h



S6 31 x 100 x 14h

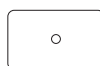
CITY 14



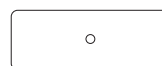
S30 22 x 35 x 14h



S24 25 x 40 x 14h



S7 31 x 50 x 14h



S8 31 x 80 x 14h



S9 31 x 100 x 14h

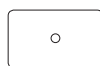
CITY 10



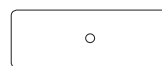
S35 22 x 35 x 10h



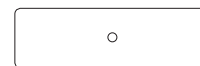
S34 25 x 40 x 10h



S31 31 x 50 x 10h



S32 31 x 80 x 10h



S33 31 x 100 x 10h

LINE



S10 30 x 50 x 9h



S11 30 x 50 x 9h



S12 30 x 75 x 9h



S13 30 x 75 x 9h



S14 29 x 50 x 14h

COLISO 14



S25 25 x 40 x 14h



S15 30 x 50 x 14h



S16 31 x 100 x 14h



S26 30 x 30 x 13h



S17 39 x 39 x 13h

COLISO 10



S38 25 x 40 x 10h



S36 30 x 50 x 10h



S37 31 x 100 x 10h



S40 30 x 30 x 10h

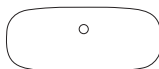


S39 39 x 39 x 10h

BETA



S18 33 x 54 x 14h



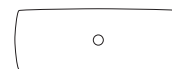
S19 34 x 80 x 14h



S20 34 x 34 x 14h



S21 30 x 50 x 14h

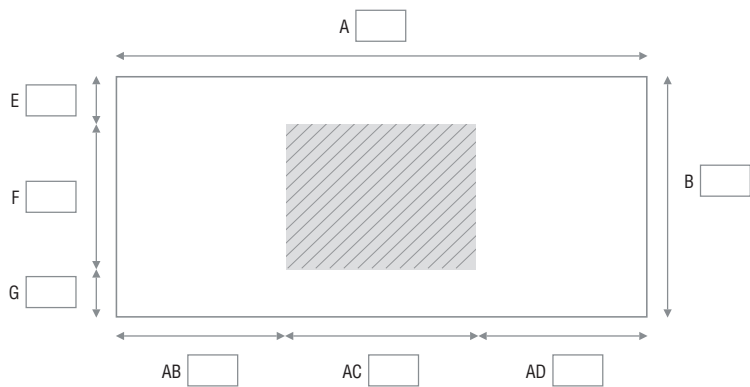


S22 31 x 80 x 14h

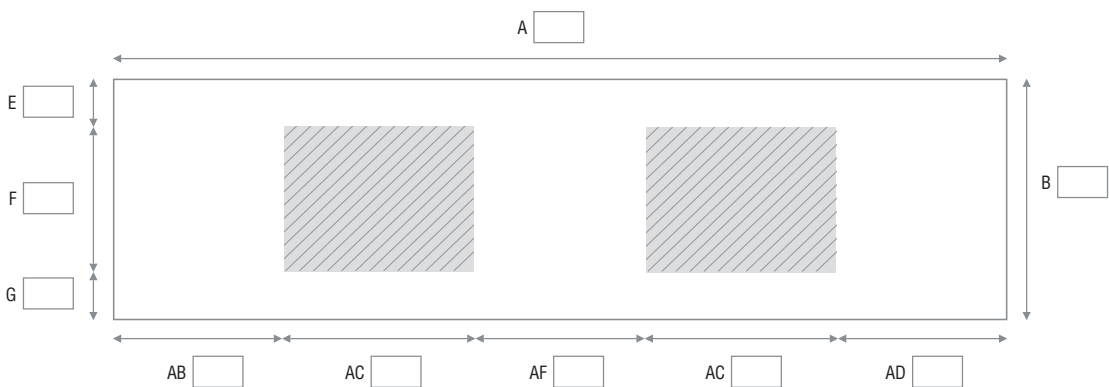
ESFERA

ARCO

1 VASQUE



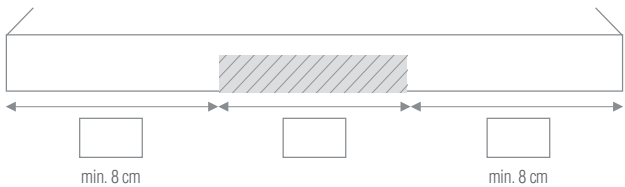
2 VASQUES



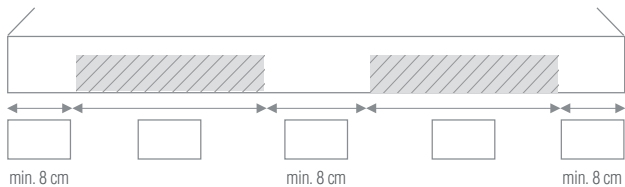
COTES MINIMUMS POUR POSITIONNEMENT DES VASQUES

	h = 1,2		h = 3-45		AB/AD	h = 1,2		h = 3-45
	sans robinetterie	avec robinetterie	sans robinetterie	avec robinetterie		sans support	avec support	
E	4	8	4	8		4	5	10
G	4	4	6	6	AF	10	10	10

1 PORTE SERVIETTE SUR JUPE FRONTALE



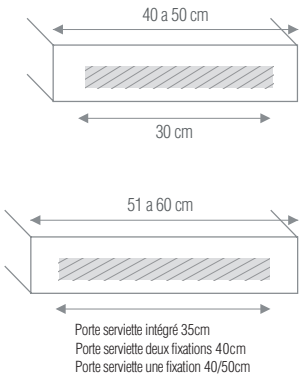
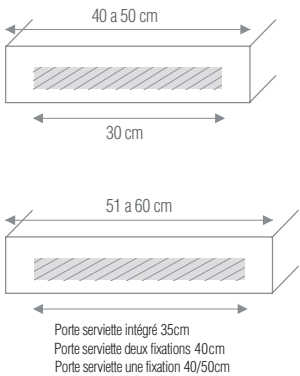
2 PORTE SERVIETTE SUR JUPE FRONTALE



Porte serviette intégré 35/45 cm Porte serviette sous plan 30/40/50 cm Porte serviette deux fixations 30/40/50 cm Porte serviette une fixation 30/40/50 cm

PORTE SERVIETTE SUR JUPE LATÉRALE GAUCHE

PORTE SERVIETTE SUR JUPE LATÉRALE GAUCHE DROITE

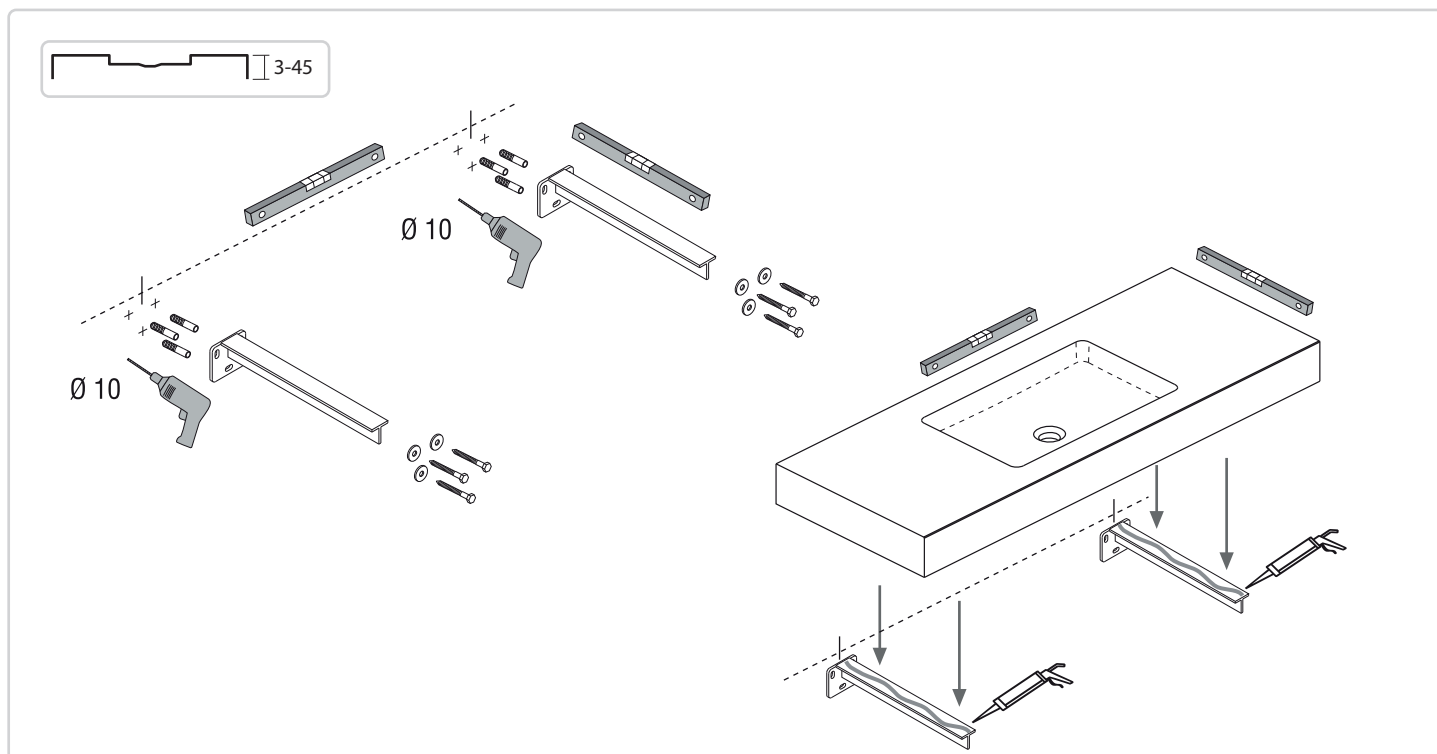


Porte serviette intégré
Porte serviette deux fixations
Porte serviette une fixation

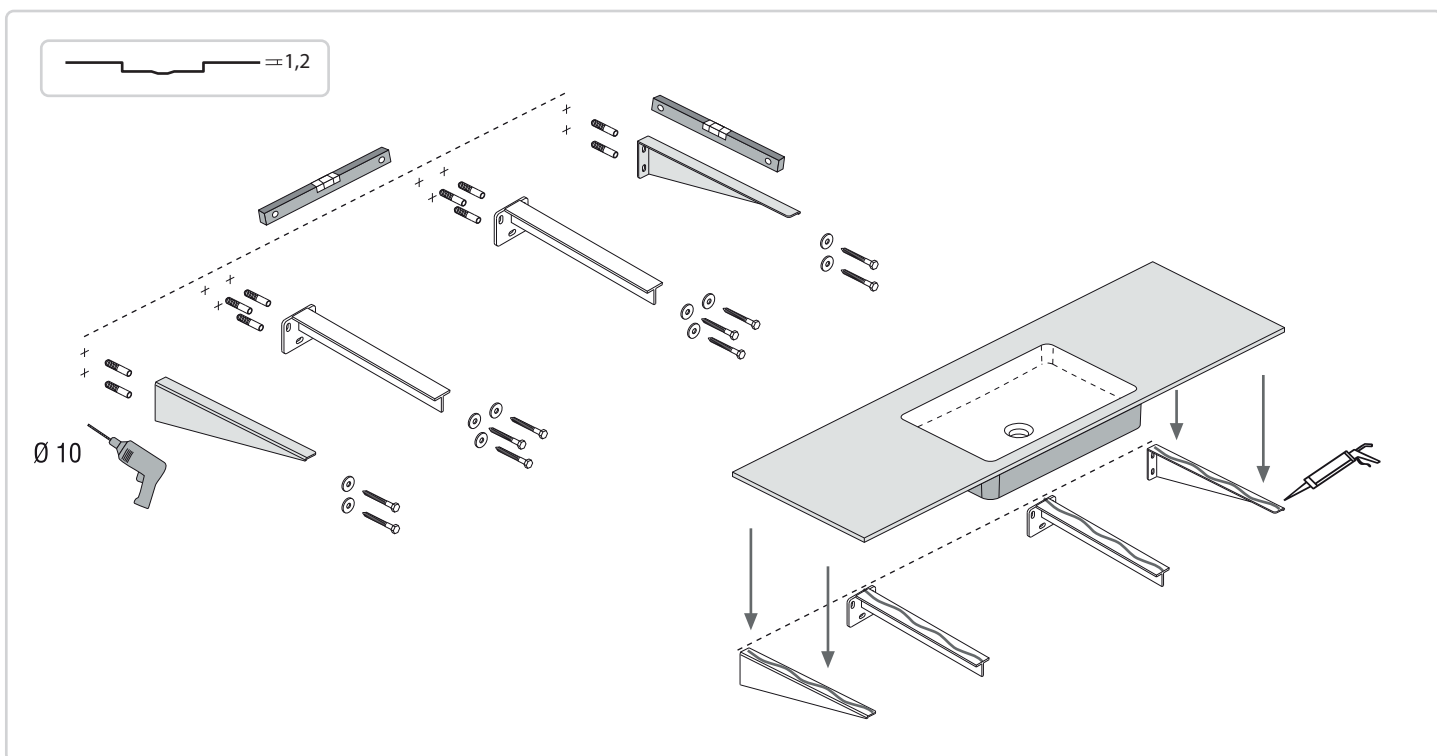
Installation

Vasque Program

1



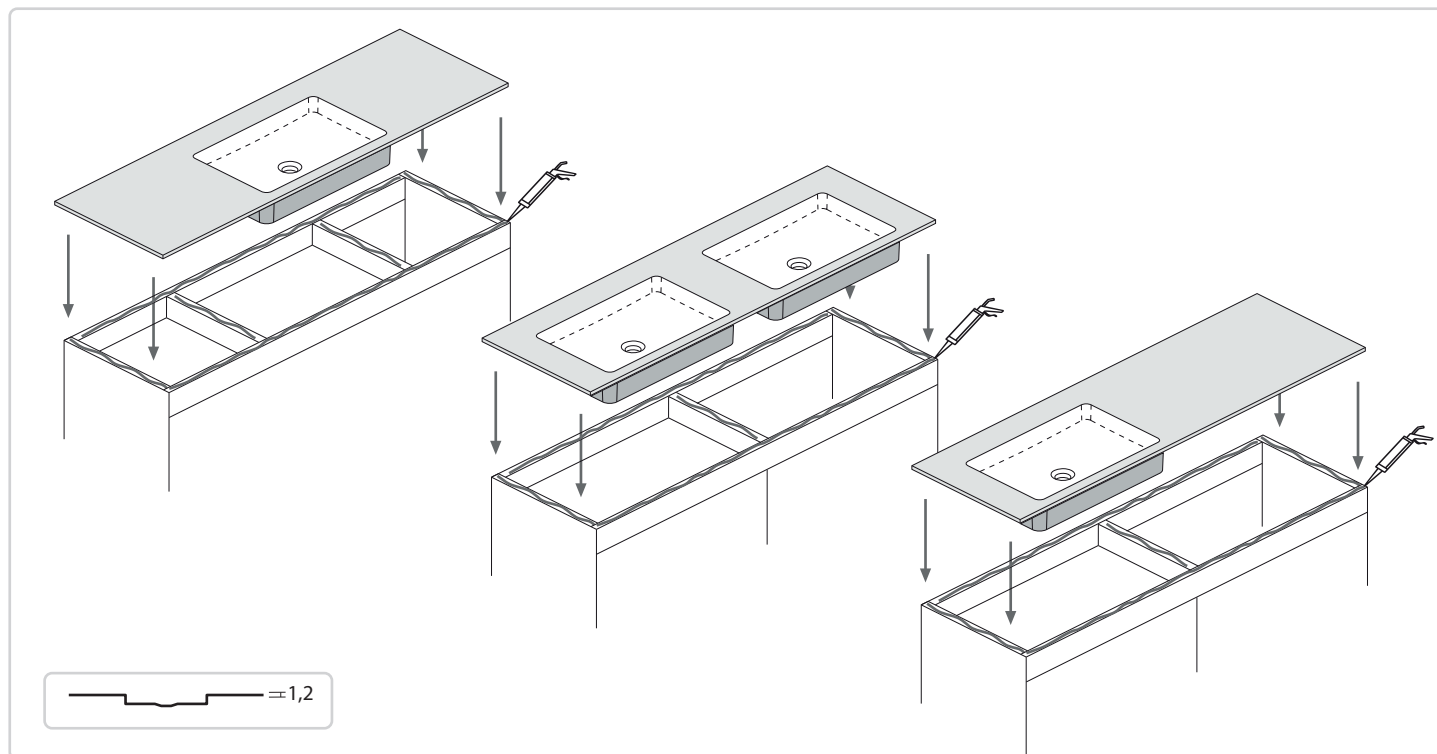
1.2



Installation

Vasque Program

1.3



Colles et autres (Fourni par Hidrobox)



Mastic silicone monocomposant
Cartouche de 310 ml